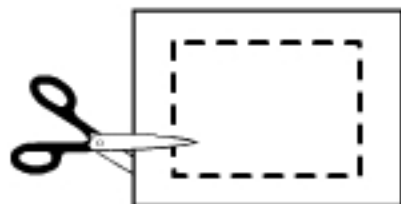


# Demonic Drink Disguises

Dress up your favorite canned or bottled beverages with these creepy wraps.

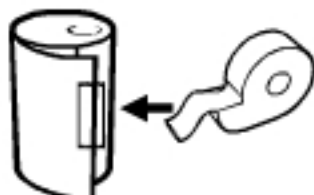
## How to Put It Together



1. Cut out the drink disguise.\*



2. Wrap around can or bottle.



2. Tape or glue overlapping area.

\*Kids, please ask a grown-up for help with your craft.

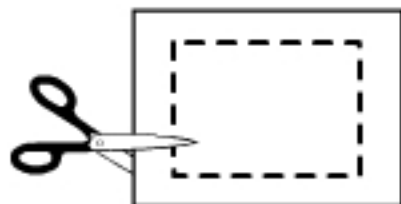


The Little Mermaid: ©Disney.

# **Demonic Drink Disguises**

Dress up your favorite canned or bottled beverages with these creepy wraps.

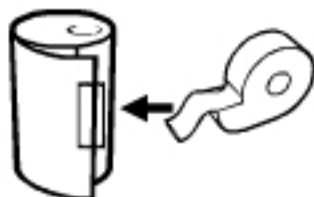
## How to Put It Together



1. Cut out the drink disguise.\*



2. Wrap around can or bottle.



2. Tape or glue overlapping area.

\*Kids, please ask a grown-up for help with your craft.



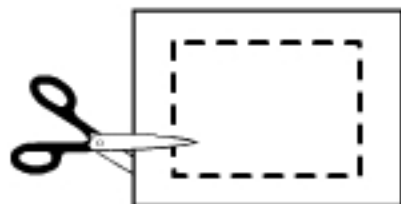
Tim Burton's The Nightmare Before Christmas: ©Disney



## **Demonic Drink Disguises**

**Dress up your favorite canned or bottled beverages with these creepy wraps.**

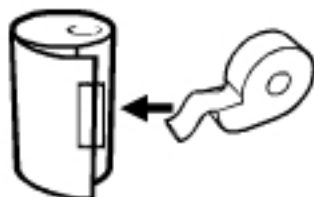
## How to Put It Together



**1. Cut out the drink disguise.\***



**2. Wrap around can or bottle.**



**2. Tape or glue overlapping area.**

**\*Kids, please ask a grown-up for help with your craft.**



**Guaranteed to keep you hopping**

The Princess and the Frog: ©Disney.