



Travel Tips for Mom

Hey Parents! Help your kids put together these Travel Paks with tape or staples and a little bit of folding prowess. Put Pages 1 and 8 and 2 and 7 back to back and staple; do the same to Pages 6 and 3 and 4 and 5. Stack all together with Pages 2 and 7 and 4 and 5 facing up. Fold all 4 pieces in half, so that Pages 4 and 5 meet. Staple 2-3 times along the folded edge. Your Travel Pak is ready to go!



Pack sandwiches, as most flights charge for food, if they serve it at all.



Prepare your child with the more challenging parts of flying—delays, long flights, security check points. Discuss the importance of patience and safety.



Don't overpack for him or her. The bare minimum of distractions will make getting in and off the plane much easier. But bring a deck of cards!



Bring stamps and addresses for postcards.



Don't try to bring your own drinks, even water—they won't let them past security.



If you can wear flip-flops, sandals, or Crocs, you'll get through security quicker.



Try to sit as far toward the front of the plane as possible—it's quieter, and you get off quicker.




Make sure your child goes to the bathroom before you get on the plane. Even if they insist they don't have to, have them try.



Consider checking bags even when you could bring them on board. The extra 15 minutes it costs you to getting the bag when you land is more than made up in comfort and ease you experience while being on the plane.

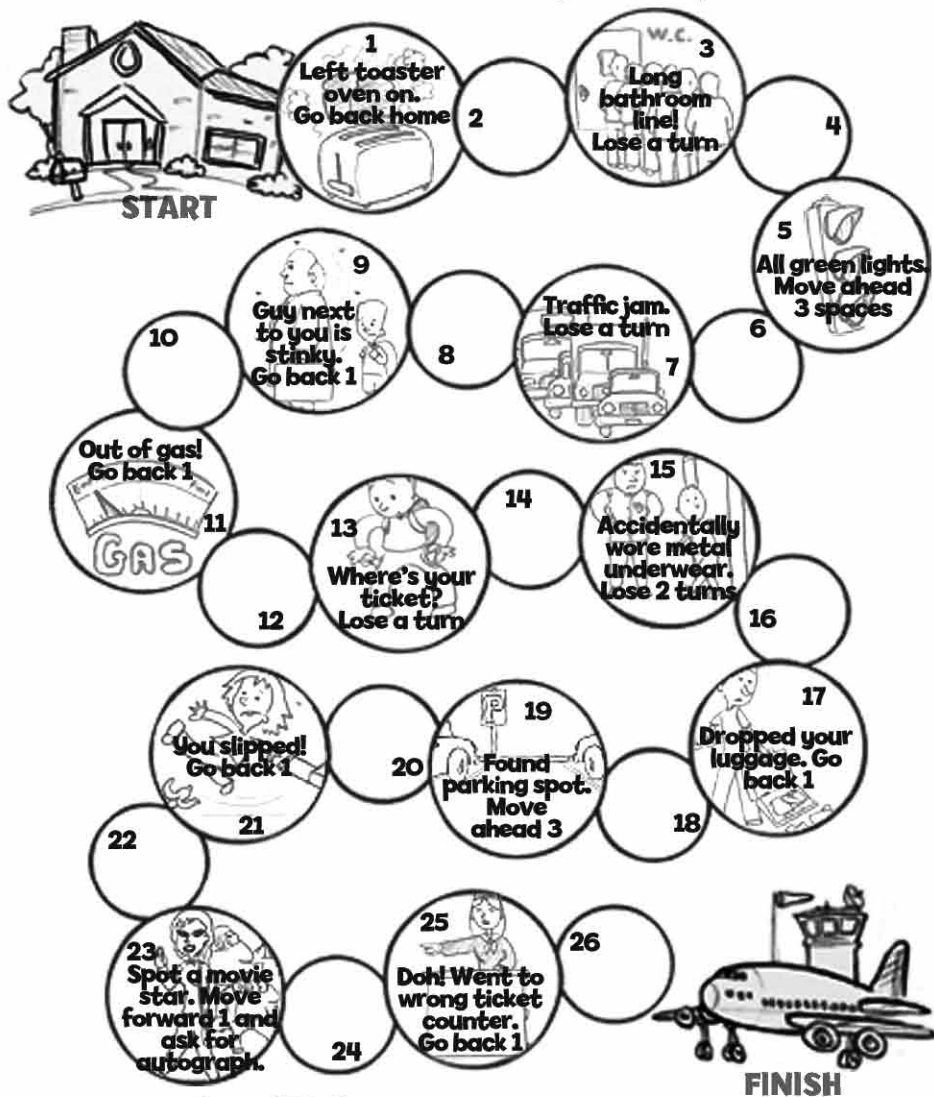


If possible, book the absolute earliest flight in the morning. The later in the day, the more likely the plane will be late.



It's time to play... **Pursuit to the Plane!**
It's a race from your front door to the plane. Let's see who gets there first.

You'll need a coin for each player, and 6 small pieces of paper with numbers 1-6 on them. Put the numbered pieces into a cup, and draw one to see how many spaces to move your coin. Youngest lad or lassie goes first. May the best passenger win!




Travel Tip!

Don't bring too many toys and games on the plane with you—those seats are smaller than you think!



Flying Maze

Tally Ho! Fred Flightly here, and I fear I've flown freakishly off course. Guide me back through this maze to the airport terminal in time for my 10 o'clock donut!



Travel Tip!
Pack snacks! Keep crackers, raisins, or an apple in your backpack or carry-on.

Sky Catalog Search



Once I'm settled, I like looking through the product catalog! Say, Ace, how about you try searching through to see if you can find something...

Can you find them all in a half hour?



... a dog would like

... you ride in/on

... to wear out to fancy dinner

... a baby would like

... that could play music

... you find in a bathroom

... to use in a pool

... to help you sleep

... that would be nice in your backyard

... good for a cat

... to use with a computer

... birds would like

... you hang on the wall

... to store things in

... for traveling



Bonus!

Can you find the most expensive item in the catalog?
What would it cost ya? _____


Can you find the least expensive item in the catalog?
What would it cost ya? _____



Travel Tip!
Bring the addresses of friends you want to send postcards to.

Coloring Page

I'm a fanatic fan of the fine arts but seemed to have misplaced my crayons. Can you color for me?



Travel Tip!

Stay by Mom or Dad all the time when at the airport. You don't want them to get lost!

Make a Paper Airplane

I'm always trying to create new planes—why don't you give it a try? Cut out, fold, design your own logo, and I'll see you in the great blue...



1. Fold 2 corners of an 8 1/2- by 11-inch sheet of paper about 2 inches toward the center, lengthwise, so they meet.



5. Keeping the plane folded, fold down the top wing about 3/4 inch from the center fold.



2. Make a 3/4-inch fold on the bottom edge.



6. Flip the plane over so your beginning folds are faceup and repeat step 5 with the other wing.



3. Repeat step 2, folding up the bottom 7 more times.



7. Flip the plane over again so that the folds are facedown, then fold up the edge of each wing tip about 1/2 inch.



4. Flip the plane over so that the folds are facedown, then fold the whole plane!



8. To launch your plane, throw it overhand and straight up in the air. Have a great flight!

Travel Tip!
Bring your favorite book to read on the plane.



Famous People in Flight Word Search

Now it's time for a Word Search. Find the names of these ten heroes of the skies. The names are in a straight line going up or down, left or right, forwards or even backwards!

X	V	T	A	D	Y	R	I	A	O	Q	P	X	A	R	A
A	T	R	E	S	I	O	C	N	A	R	F	N	A	E	J
C	H	A	R	L	E	S	L	I	N	D	B	E	R	G	H
S	V	H	A	D	R	E	R	O	P	N	A	X	F	A	Z
E	F	R	A	N	K	W	H	I	T	T	L	E	A	E	S
H	A	A	E	A	A	V	Z	A	Z	F	W	H	F	Y	K
G	V	E	A	D	A	I	F	D	A	O	G	J	A	K	Y
U	R	A	O	N	B	R	D	O	D	A	V	I	N	C	I
H	A	I	A	V	A	A	V	A	A	A	O	M	C	U	A
D	V	L	A	A	A	A	R	A	V	A	S	A	Z	H	B
R	L	E	O	N	A	R	D	O	D	A	V	I	N	C	I
A	A	M	I	R	V	A	M	A	N	O	A	K	D	I	M
W	N	A	R	H	C	O	C	E	I	K	C	A	J	A	P
O	Y	V	A	C	A	X	M	U	Q	P	V	V	C	O	S
H	Q	S	R	E	H	T	O	R	B	T	H	G	I	R	W

- ★ Charles Lindbergh became the first person to fly solo over the Atlantic in 1927, flying from New York to Paris in 33 hours.
- ★ Amelia Earhart, America's most famous female pilot, was the first woman to fly across the Atlantic in 1928.
- ★ Chuck Yeager was the first to pilot to travel faster than the speed of sound in 1947.
- ★ Frank Whittle is the father of the jet engine, which was developed during World War II.
- ★ Howard Hughes was a pilot who broke several airspeed records and built the largest plane ever built. It flew only once, for one mile, in 1947.
- ★ Jackie Cochran, a beautician-turned-pilot, became the first woman to break the sound barrier in 1953.
- ★ Jean-Francois Pilâtre de Rozier built a hot air balloon in 1783 that carried two men five miles.
- ★ Leonardo da Vinci, besides being one of the world's greatest artists, made many drawings and designs of how a person might fly—back in the 15th century!
- ★ The Red Baron was his nickname, and Baron Manfred Von Richthofen was the greatest ace flyer in World War I.
- ★ The Wright Brothers, Orville and Wilbur, built and flew the first successful plane in 1903.



Travel Tip!

Try to go to the bathroom before you get on the plane, if you can.

Eye Spy at the Airport



Let's have a contest to see who can be the best spy! Check each time you spot something on this checklist. Stop when it's time to board the plane, and count up the check marks. Whoever has the most checks wins! I'll have my donut while you complete your mission ... ready ... set ... go!



Pilot



Baby in stroller




Traveling pet




Green suitcase


Counted: _____




Counted: _____




Counted: _____




Counted: _____




Counted: _____




Counted: _____




Counted: _____




Counted: _____




Counted: _____




Counted: _____



Counted: _____



Counted: _____



Travel Tip!

At the beginning of the day, plan which events are most important—then plan on getting to them. A little planning goes a long way.