



# Travel Tips for Mom

Hey Parents! Help your kids put together these Travel Paks with tape or staples and a little bit of folding prowess. Put Pages 1 and 8 and 2 and 7 back to back and staple; do the same to Pages 6 and 3 and 4 and 5. Stack all together with Pages 2 and 7 and 4 and 5 facing up. Fold all 4 pieces in half, so that Pages 4 and 5 meet. Staple 2-3 times along the folded edge. Your Travel Pak is ready to go!



If you can wear flip flops, sandals, and Crocs, you'll get through security quicker! Getting on a cruise ship is a lot like getting on an airplane these days.



Help your children plan for the day—look the schedule over and make sure that they get to the events/activities they are most interested in.



Make sure your children stay hydrated and remind them to drink water often.



Sunscreen! Apply it several times a day, and occasionally suggest an indoor activity. This is not the time to get a sunburn!



Bring stamps and addresses for postcards.



Insist kids get enough sleep. If they get overstimulated, they won't enjoy themselves as much (nor will you!).



Kids 8-12 can check themselves in and out of Disney's Oceaneer Lab, but at their parents' discretion.



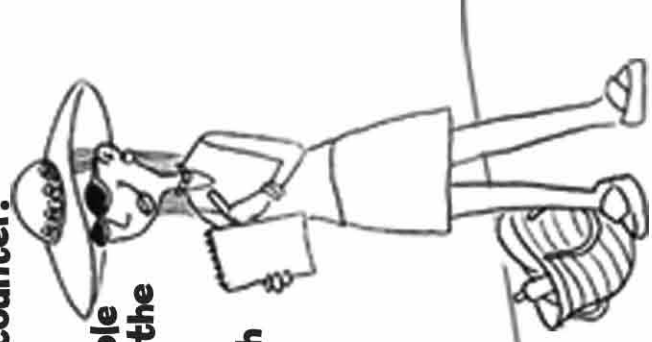
Parents can give kids debit cards for \$10, \$15 or \$20, which is a good idea for the small expenses they might encounter.



While the kids are very safe, it's still a good idea to agree to have them check in with you every couple of hours. "Okay, go swimming, but meet me back at the room at noon and we'll go to lunch together."




When exploring an island, it's a good idea to go with your children and make sure they stay close to you at all times.



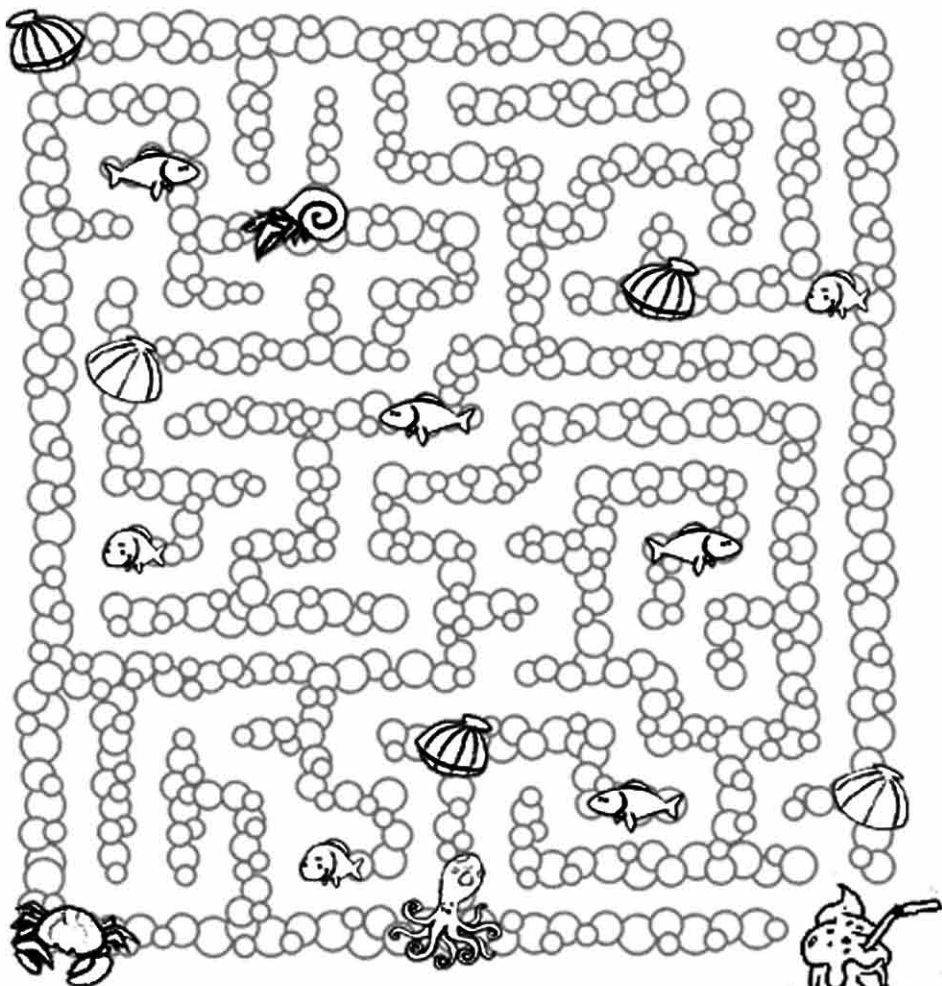
# Digital Scavenger Hunt

All aboard for the digital scavenger hunt! Grab a digital camera and run around the ship for an hour taking pictures of as many ship-related items as possible in one hour. Whoever gets the most, gets to be first in line for the next meal!



# Maze Activity

Ahoy, Maties. Velma Vessel here, and I fear I've floated freakishly off course. Guide me back through this maze to the dock in time for my 10 o'clock Boysenberry Slushy!



**Travel Tip!**  
Take a little nap in the middle of the day—recharge for more fun.

②

## Nautical Word Search

Now it's time for a Word Search. Find these ten cruise-related words. The names are in a straight line going up or down, left or right, forwards or even backwards!

|   |   |   |   |   |   |   |   |   |   |   |   |   |   |
|---|---|---|---|---|---|---|---|---|---|---|---|---|---|
| Q | D | R | O | M | B | O | W | A | T | S | Y | N | G |
| I | S | N | S | S | A | K | P | C | Q | M | O | A | L |
| H | B | E | R | T | H | M | A | I | J | K | N | W | T |
| A | S | X | U | E | A | P | V | Y | A | G | Q | D | A |
| D | Z | B | C | R | T | R | D | I | P | T | O | K | M |
| A | N | O | E | A | Y | S | B | L | F | A | D | P | O |
| E | L | P | I | J | R | H | A | O | B | K | C | L | Y |
| H | A | N | C | T | A | N | V | A | A | P | N | E | D |
| K | S | T | A | C | K | A | X | D | I | R | A | I | B |
| L | L | D | B | A | I | U | W | A | Z | L | D | X | W |
| U | W | J | D | F | N | Z | A | D | Y | W | A | R | S |
| B | R | X | A | Y | B | T | R | O | P | A | P | M | T |

- ★ **Astern.** Behind a ship, or toward the rear of a ship.
- ★ **Berth.** The particular parking space the ship docks in at the pier. (Also your cabin beds.)
- ★ **Bow.** The forward part of the hull of a ship.
- ★ **Bulkhead.** Wall separating cabins and compartments.
- ★ **Captain.** Master of the ship! Drives the big boat.
- ★ **Gangplank.** The ramp running from the pier to the side of a ship, used for boarding.
- ★ **Port.** Left side of ship when looking forward.
- ★ **Stack.** Ship's smokestack.
- ★ **Starboard.** Right side of Ship.




**Travel Tip!**  
Have fun, but don't be too loud! Be mindful of the other guests on the ship.

⑦

# Coloring Page

I'm a fanatic fan of the fine arts but seemed to have misplaced my crayons. Can you color me for me?



# Vessel Libs



Let's take a sea story and make it silly! Ask your parents to come up with descriptive words, action words, places, people, and things, and fill in the blanks for a truly twisted tale!

Fill in the blanks, then read the VesselLib story back to them!"

Examples:

Descriptive words: smelly, pretty, tall, etc.

Action words: running, jumping, dancing, etc.

Things: ship, sword, spoon, etc.

Places: home, camp, state, etc.

People: police officers, your sister, etc.

There once was a \_\_\_\_\_ pirate named Captain Barnacle  
[descriptive]  
who was \_\_\_\_\_ as fast as he could to get away from an  
[action]  
evil, giant \_\_\_\_\_. The captain was especially  
[thing]  
\_\_\_\_\_, and if he didn't get to \_\_\_\_\_ in time to  
[descriptive] [place]  
meet \_\_\_\_\_, he'd be late getting to the \_\_\_\_\_  
[person] [descriptive]  
island where there was a buried \_\_\_\_\_. Alas, he was so  
[thing]  
busy escaping, he didn't see where he was going, and he tripped  
on the \_\_\_\_\_ into \_\_\_\_\_ who had a boat full of  
[thing] [person]  
\_\_\_\_\_. Naturally, that kept him from  
[descriptive] [thing]  
getting to the island, but he consoled himself with a Black Jack  
full of \_\_\_\_\_.  
[descriptive] [thing]



**Travel Tip!**

Stay cool by drinking lots of water.



**Travel Tip!**

Absolutely no monkey business—no leaning over the rails, even as a joke.

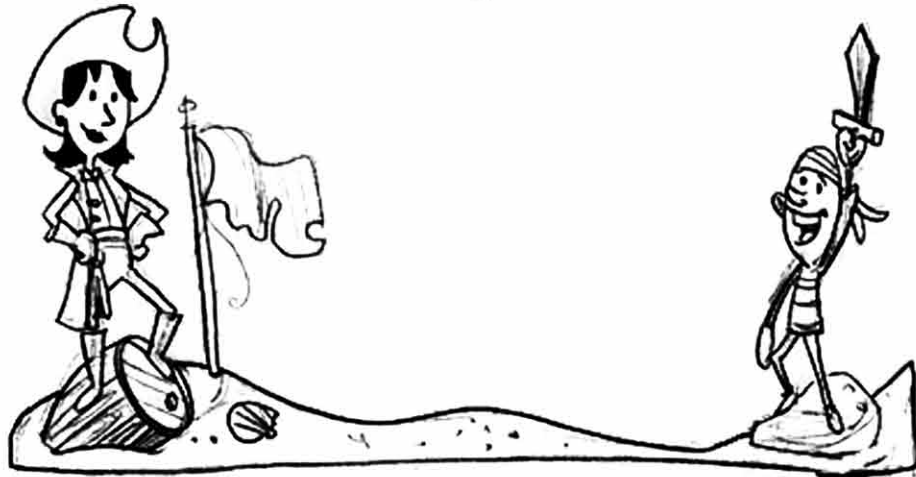


# Pirate Talk



Yo ho ho and a bucket of prawns to you if you can connect the pirate phrase on the left to its meaning on the right—do it correctly, and you won't have to walk the plank!

- |                        |   |
|------------------------|---|
| 1- Avast!              | A- Hold Tight                                 |
| 2- Homswaggle          | B- To cheat or defraud                        |
| 3- Shiver me timbers!  | C- Shock or disbelief                         |
| 4- Cackle Fruit        | D- Chicken eggs                               |
| 5- Poop Deck           | E- The highest point of a ship                |
| 6- Black Jack          | F- Large drinking cups                        |
| 7- Davy Jones's Locker | G- An imaginary place for dead sailors        |
| 8- Jolly Roger         | H- A Pirate Flag                              |
| 9- Sea Dog             | I- Experienced Sailor                         |
| 10- Me Hearty          | J- My Friend                                  |
| 11- Booty              | K- Treasure                                   |
| 12- Bilge Rat          | L- An Insult - The rats that live on the boat |
| 13- Ahoy!              | M- To say hello                               |



## Travel Tip!

At the beginning of the day, plan which of the many events are most important—then plan on getting to them. A little planning goes a long way.

# Eye Spy in the Open Sea



Every seaworthy vessel has a good spy—let's have a contest for who can be the best! Check each time you see one of the following. At the end, whoever has the most checks wins! I'll have my slushy while you complete your mission ... ready ... set ... go!



Crew Member



Life Preserver




Kid drinking a soda




Drink with an umbrella in it


Counted: \_\_\_\_\_




Counted: \_\_\_\_\_




Counted: \_\_\_\_\_




Counted: \_\_\_\_\_




Counted: \_\_\_\_\_




Counted: \_\_\_\_\_




Counted: \_\_\_\_\_




Counted: \_\_\_\_\_




Counted: \_\_\_\_\_




Counted: \_\_\_\_\_



Counted: \_\_\_\_\_



Counted: \_\_\_\_\_



## Travel Tip!

Don't eat too much! There's always another meal around the corner.