



Troop Spirit Fingers

Show your talent troop pride during the Great Games with these fun Fairy-sized spirit fingers!



Things you need: Scissors, clear tape.




Instructions

1. Print the Spirit Fingers on white paper, preferably using colored ink. Carefully cut out the Spirit Finger(s) of your choice using the dotted line as a guide.
2. Fold in half along the solid line. Then cut along the Spirit Fingers using the dark outline as a guide. Tape the open edge, but leave the bottom open.
3. Put the Spirit Finger on your own finger and show some talent pride!








Troop Spirit Fingers



FOLD



FOLD



FOLD