



Leaf Lettering Decoder

Use this beautiful decoder to translate secret messages from Leaf Lettering, the earliest known written language of the Never Fairies! Turn the smaller wheel to match the leaves with the right letter.



Things you need: Scissors and one fastening brad.






Instructions

1. Print the decoder on white paper, preferably using colored ink. Have a parent cut out the two circles.

2. Take the smaller circle with the word Pixie Hollow on it and place it on top of the larger one so the holes are aligned.

3. Push the fastening brad through the middle and secure it by pressing the two arms flat against the back of the paper.



Kids, please ask a grown-up for help with your craft.

© Disney

