



NATIONAL TREASURE

BOOK OF SECRETS

Join Benjamin Gates, everyone's favorite treasure hunter, as he sets out to solve the mystery behind Abraham Lincoln's assassination and clear his family name.

Open the
Book of Secrets

Monumental
Adventure

Unsolved
Mysteries

Group
Activities

Explore
the Website



Come See
National Treasure:
Book of Secrets

IMMERSE YOURSELF IN THE INTERNATIONAL EXCITEMENT AND ADVENTURE OF



NATIONAL TREASURE BOOK OF SECRETS

FILM SYNOPSIS

National Treasure: Book of Secrets is the exciting new sequel to the box office hit, *National Treasure*. The film follows treasure hunter Benjamin Gates (Nicolas Cage) as he once again sets out on an exhilarating, action-packed global quest to unearth hidden history and treasures.

When a missing page from the diary of John Wilkes Booth surfaces, Ben's great, great grandfather is suddenly implicated as a key conspirator in Abraham Lincoln's death. Determined to prove his ancestor's innocence, Ben follows a chain of clues that takes him on an international chase from Paris to London and ultimately back to America. This journey leads Ben and his crew—longtime partner Riley Poole (Justin Bartha) and the brilliant and beautiful Dr. Abigail Chase (Diane Kruger)—not only to surprising revelations, but also to the trail of the world's most treasured secrets.

The story plays out to a background of actual historical events and locations as it reunites the cast of the original blockbuster. This includes Kruger; Bartha; Academy Award® winner Jon Voight as Ben's father, Patrick Gates; and Academy Award® nominee Harvey Keitel as FBI Agent Peter Sadusky. They are joined by Academy Award® nominee Ed Harris as the clever and formidable Derek Wilkinson and 2006 Academy Award® winner Helen Mirren as Dr. Emily Appleton, the strong-minded ex-wife of Patrick Gates and (more importantly) Ben's mother.

CONNECTION TO HISTORY

Beyond its appeal as an action-packed adventure film, ***National Treasure: Book of Secrets*** also is a film that is rich in historical context.

Including international settings that range from the White House, to Buckingham Palace, to the Eiffel Tower, the story line revolves around one of the most fascinating puzzles in U.S. history: Who was really responsible for the Lincoln assassination? You can build on the film's important settings and links to the past to bring history to life!



FOLLOW THE QUEST ON A MONUMENTAL ADVENTURE



MONUMENTAL IMPORTANCE

Have an around-the-world adventure as you follow Ben on his quest for clues.

GROUP ACTIVITY

Preparation: This is a game suitable for any number of players. To prepare, divide players into teams. Allow each team 20 minutes to do some online research that will help them develop clues to the identity of the following historic sites and landmarks seen in *National Treasure: Book of Secrets*.

- ▲ Smithsonian Institution
- ▲ Ford's Theatre
- ▲ Lincoln Memorial
- ▲ National Archives
- ▲ Statue of Liberty (Ellis Island)
- ▲ Eiffel Tower
- ▲ Luxembourg Gardens (Jardin du Luxembourg)
- ▲ Buckingham Palace
- ▲ The White House
- ▲ Statue of Liberty
- ▲ University of Virginia
- ▲ Monticello
- ▲ The Channel Tunnel (Chunnel)
- ▲ Library of Congress
- ▲ Mount Rushmore

Note: Refer to Page 4, *Picture This National Treasure* Cards for websites.

Play: In this game, teams compete to solve as many clues as possible to help Ben on his quest for the truth. Flip a coin to determine which team goes first. The winning team gives a clue first. Members of the opposing team have 30 seconds to agree on a response. If the response is incorrect, the team giving the clue scores a point. If the response is correct and the clue is solved, the answering team gives their clue to the opposing team. Only the team giving clues can score points. The first team to score 10 points wins.

Note: Teams should try to make their clues as puzzling as possible to add to the fun.



MILLENNIUM MONUMENTS

When it comes to landmarks, Ben has seen them all...except yours.

DISCUSSION ACTIVITY

As a group, consider each of the sites listed under "Group Activity" and decide what is most significant about each one. What does it symbolize? What is most meaningful about it? Then, decide what new monument you would build today. What would it represent? What would it look like? Where would it be located?



HISTORIC RIDDLES

Solve the riddles and help Ben save the day!

CLASSROOM CONNECTION

Preparation: Make one copy of the attached *Historic Riddles* activity page for each student. This fun and engaging challenge can be adapted for students at all grade levels. All students can solve the clues using the Internet or reference books as necessary. Younger students might then work in teams to create a timeline that places each site in its proper historical context. Older students might be asked to identify one "most interesting fact" about each site. Follow up with a class discussion where students can share what they have discovered.

Extend the Adventure: Younger students can create posters that celebrate their favorite monuments and memorials. Older students can work in teams to determine what monument they would nominate for a place on the National Mall if Pierre L'Enfant (the French architect and engineer who designed Washington, DC) were designing it today. They can create a design for their monument and write a letter to L'Enfant that argues the merits of their proposal.



ACTION ACTIVITY

PICTURE THIS NATIONAL TREASURE

Ben, Abigail, and Riley make a first-rate team. How does your team measure up?


Preparation: This is an activity for any number of people. Divide participants into two teams. You will need pencils and sheets of plain white paper. To prepare, cut out the attached *Picture This National Treasure* Cards, shuffle them, and place them face down on a table.

Play: One player from each team draws a card from the deck. Without showing the card to other members of their team, the two players begin to sketch clues that will lead their team to guess the monument and its location. The first team to guess correctly wins a point. Play continues until all cards have been drawn. The team with the most points wins.



PICTURE THIS NATIONAL TREASURE

These cards can be used with the following activities: *Monumental Importance* and *Picture This National Treasure*.



Smithsonian Institution
www.si.edu



Ford's Theatre
www.fordstheatre.org



Lincoln Memorial
www.nps.gov/nr/travel/wash/dc71.htm



National Archives
www.archives.gov



Statue of Liberty
www.nps.gov/stli/



Eiffel Tower
www.tour-eiffel.fr/teiffel/uk/



Luxembourg Gardens (Jardin du Luxembourg)
www.monument-paris.com/jardin-du-luxembourg.htm



Statue of Liberty (Paris)
www.theculturedtraveler.com



Buckingham Palace
www.buckingham-palace.htm



The Channel Tunnel
www.raileurope.com/us/rail/eurostar



The White House
www.whitehouse.gov



University of Virginia
www.virginia.edu



Monticello
www.monticello.org



Library of Congress
www.loc.gov



Mount Rushmore
www.nps.gov/moru/

WALT DISNEY

NATIONAL TREASURE
BOOK OF SECRETS



REPRODUCIBLE ACTIVITY

HISTORIC RIDDLES

SOLVE THE RIDDLES AND HELP BEN SAVE THE DAY!

All of the monuments pictured below play a role in ***National Treasure: Book of Secrets***. How much do you already know about them? To find out, see how many of the monuments you can match to the correct descriptive clue. Write the letter in the space under the corresponding monument.

- A. This site holds a special place in history, as it celebrates the legacy of a president gone too soon.
- B. Commissioned by a French regent, it once served as a prison.
- C. This was the tallest building in the world when it was constructed.
- D. Its interior is adorned with 193 memorial stones, each commemorating the character and achievements of a founding father.
- E. This was the location, in 1963, of Martin Luther King's "I Have a Dream" address.
- F. "The New Colossus" appears at its base.
- G. Commissioned almost a century before it opened its doors, it now contains more than 130 million items.
- H. The oldest complex of its kind in the world, it is affectionately known as the nation's attic.
- I. A seat of power for two centuries, it is the only private residence of a head of state that is open to the public at no charge.
- J. Found in a public park in the City of Lights, it's the first model built for a well-known U.S. monument.
- K. Neither art gallery nor museum, it contains one of the major art collections in the world today.
- L. Home of our third president, its name means "little mountain" in Italian.



Monticello

1 _____




Statue of Liberty (Jardin du Luxembourg)

2 _____



Eiffel Tower

3 _____



Smithsonian Institution

4 _____



Buckingham Palace

5 _____



Luxembourg Palace

6 _____



Library of Congress

7 _____



White House

8 _____



Ford's Theatre

9 _____




Lincoln Memorial

10 _____



Statue of Liberty (Ellis Island)

11 _____



Washington Monument

12 _____

HOW DID YOU DO?

All 12 correct: Ben needs you on his team!

8 - 11 correct: You're better than most at sleuthing out secrets.

7 - 10 correct: Not bad, but brush up on your monuments before the next adventure!

6 or fewer correct: Keep practicing your detective work before joining Ben on his next adventure!

Answer Key: (1) L; (2) J; (3) C; (4) H; (5) K; (6) B; (7) G; (8) I; (9) A; (10) E; (11) F; (12) D



DELVE INTO SOME OF THE WORLD'S MOST INTRIGUING AND UNSOLVED MYSTERIES!

UNSOLVED MYSTERIES

Who isn't intrigued by a good mystery?



GROUP ACTIVITY

The film *National Treasure: Book of Secrets* addresses two of the most intriguing mysteries in American history—who was really responsible for the Lincoln assassination and what really happened to the Lost Colony of Roanoke?

Here are some questions that keep conspiracy theorists curious about Lincoln's assassination:

- ▲ Was assassination the original goal, or was the original plan to kidnap the president?
- ▲ Why was John Wilkes Booth's diary impounded by Secretary of War Edwin Stanton for two years after Booth's death? And why, after it finally was released, were 18 pages missing?

The list of unanswered questions about Roanoke is even longer:

- ▲ How did the 90 men, 17 women, and 9 children who settled on Roanoke Island in 1587 simply vanish by the time reinforcements arrived in 1590?
- ▲ Were they killed by hostile Native Americans?
- ▲ Were they captured by Spanish troops?
- ▲ Did they move inland and marry into Native American tribes?
- ▲ Or, is there some other, stranger explanation?

Preparation: Divide the participants into two teams. Ask each team to pick one of the two mysteries as the topic for investigation. Each team should conduct its own "investigation" and develop a theory.

Play: Each team takes a turn presenting its theory in a group reading or role-play activity. Then, decide which theory is most plausible.

BENJAMIN'S QUEST

So many mysteries...So little time...



DISCUSSION ACTIVITY

Ben is challenged by a number of mysteries throughout *National Treasure: Book of Secrets*. Does the President's Book really exist, and if so what secrets does it contain? What is the significance of the Resolute Desk? Who is Derek Wilkinson? And, most important, was Thomas Gates really involved in the plot to kill Abraham Lincoln?

Discuss the clues Ben discovers and how he uses them to solve the ultimate mystery surrounding Thomas Gates. Use a world map to track Ben's travels and locate the sites where he uncovered those all-important clues. Now that you know where the sites are located, go online and explore these captivating places through a virtual trip! Find out about the culture (spoken language, cuisine, special traditions, traditional dress), landmarks, climate, etc. Pick your favorite place and host your own adventure. Print out pictures of distinct landmarks or monuments to decorate with, make a traditional dish, wear the traditional dress, and learn some words from their language! Use this link to help with your research: www.cia.gov/library/publications/the-world-factbook/index.html

TREASURE HUNT

Interpret the clues and find the hidden treasures.



ACTION ACTIVITY

Preparation: Divide participants into teams of 2-4 players each. Each team should decide on a "treasure" — a favor or service it will perform, for example — and will describe that treasure on a paper "scroll." Each team should place their scroll in a decorated shoebox or other small container and hide it. Team members should develop a list of at least five history-based clues that will guide searchers to the box. (For example: Where does Lincoln fall

on the list of presidents? Take that many steps east of the back door.)

Play: Teams exchange clue lists and begin the search. The first team to discover their treasure wins!

NATIONAL TREASURES

The Library of Congress houses millions of treasures from the past and the present.

Break into its vault to help Ben on his quest!



CLASSROOM CONNECTION

In *National Treasure: Book of Secrets*, Ben must break into a vault at the Library of Congress to get his hands on the secret President's Book. Your students will discover some of the many actual treasures the Library holds as they explore its website (www.loc.gov).

Preparation: Make one copy of the attached *National Treasure Quest* activity page for each student. Provide time for students to work individually (older students) or in small groups (younger students) to visit the Library of Congress website, find the answers to the Quest questions, and decipher the message from Ben Gates. If your students are not experienced in online search techniques, spend a few minutes talking about tips for navigating the site (e.g., how to use the "search" feature) before they begin.

Extend the Adventure: Have students create a news article that focuses on one of the items or topics addressed in the questions on the activity sheet. The article should be written as if the student were actually present at that time in history, and should include historic details and reference other events of the era. Encourage students to add illustrations or photographs depicting this time in history.
















REPRODUCIBLE
ACTIVITY

NATIONAL TREASURE QUEST

In the film, ***National Treasure: Book of Secrets***, Ben Gates travels the world finding and solving clues that will help him clear his ancestor's name. His quest involves many breathtaking adventures and leads to one final amazing discovery.

The Library of Congress contains a world of treasures of the past and the present. And you can explore that world through the Library's website (www.loc.gov).

You'll learn what the site contains as you answer the questions below. Then transfer the highlighted letters, in order, to the boxes at the bottom of the page and decipher Ben's message.

- The head of the Statue of Liberty was displayed
—  — — — — —
- There are five known manuscript copies of the Gettysburg Address. President Lincoln gave one of them to each of his two private secretaries, John Nicolay and John Hay. The other three copies, which were written by Lincoln later for charitable purposes, were given to
— — — — —  — — — — —, George Bancroft, and Alexander Bliss.
- On March 3, 1925, Congress enacted legislation that set forth the purpose for Mount Rushmore: "the establishment of a memorial
— — — — —  — — — — — of our national history and progress."
- Edwin Booth was the brother of John Wilkes Booth and one of the most noted Shakespearean actors of his day. The Library of Congress theater poster collection contains a poster of Edwin Booth as
— — — — —  — — — — —
- The Library website contains a copy of the 2:00 a.m. edition of
— — — — —  — — — — — dated Saturday, April 15, 1865. The paper's headline reads, "Assassination of President Abraham Lincoln."
- The library collection includes many images, including several stereograph cards of the Eiffel Tower (Tour Eiffel) in Paris. One of those images shows a giant
 — — — — — to the right of the tower.
- The Statue of Liberty, designed and executed by French sculptor Frederic Auguste Bartholdi, was originally known as the Statue of American
 — — — — —
- During a visit to the U.S. in 1957, Queen Elizabeth II and Prince Philip visited the site of the first permanent English settlement at Jamestown, Virginia. The Library has a photo of the royal pair posing as prisoners in the stocks at
— — — — —  — — — — —
- In September 2001, the Library of Congress hosted writer, anthropologist, and ethno-historian Lee Miller, who discussed her book, *Roanoke: Solving the Mystery of the Lost Colony*. Her appearance was just one of a regular series of programs by the Library's Center
— — — — —  — — — — —
- A photo taken in 1923 at the cornerstone laying ceremony at the Masonic Memorial in Alexandria, Virginia, shows Masons gathered around a
— — — — —  — — — — —
- The Library's map collection contains a bird's-eye view of the city of Washington and suburbs, circa 1886. The map was "presented with the compliments of B.H.
— — — — —  — — — — —"



Walt Disney
Presents
NATIONAL TREASURE
BOOK OF SECRETS

Answer key: (1) in a Paris park; (2) Edward Everett; (3) commemorative; (4) Hamlet; (5) *The New York Herald*; (6) globe; (7) Independence; (8) Festival Park; (9) for the Book; (10) rostrum; (11) Warner & Company.
Ben's secret message: Never give up.


**GROUP
ACTIVITY**

TIMELY CLUES

In *National Treasure: Book of Secrets*, Ben discovers many different clues from different places and different periods of time. As we follow along on his travels, we visit different landmarks around the world and learn about fascinating pieces of history.



Listed below are 11 historical events. Your challenge is to go online for a virtual journey to find out more about each one, beginning with the date these historical events took place.

Write the date for each event in the box in front of the statement. When you have finished, put the letter by each statement in order on the the timeline. The letters will spell out yet another clue!

- | | |
|----------------------|---|
| <input type="text"/> | Lincoln is assassinated. (T) |
| <input type="text"/> | Lincoln gives the Gettysburg Address. (D) |
| <input type="text"/> | The Statue of Liberty arrives in New York. (E) |
| <input type="text"/> | The Eiffel Tower is erected in Paris. (C) |
| <input type="text"/> | The HMS Resolute is abandoned. (N) |
| <input type="text"/> | Queen Victoria presents the Resolute desk to President Hayes. (H) |
| <input type="text"/> | The Chunnel opens. (E) |
| <input type="text"/> | Thomas Jefferson founds the University of Virginia. (I) |
| <input type="text"/> | Work begins on Monticello. (F) |
| <input type="text"/> | The Library of Congress opens its doors. (A) |
| <input type="text"/> | The National Park Service is established. (V) |



Clue: _____.



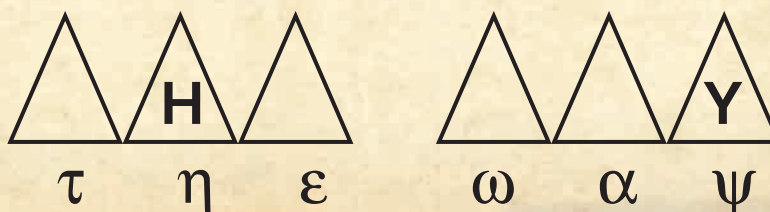
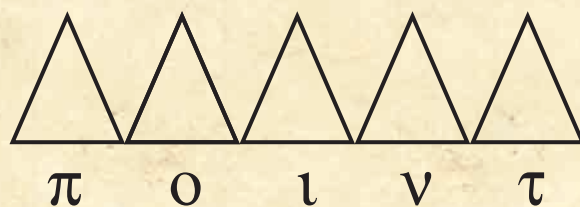
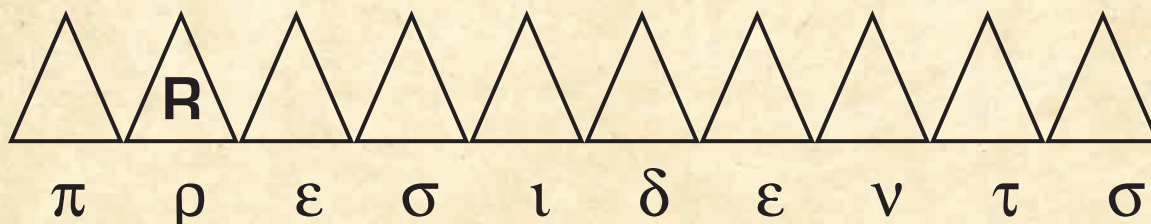
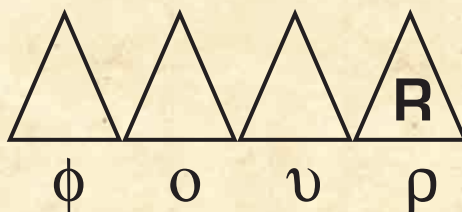
Walt Disney
Presents
**NATIONAL
TREASURE**
BOOK OF SECRETS

Answer Key: (1) 1865; (2) 1863; (3) 1885; (4) 1889; (5) 1854; (6) 1880; (7) 1994; (8) 1819; (9) 1784; (10) 1897; (11) 1916. The clue is: Find the cave.


**GROUP
ACTIVITY**

Ben is working on decoding the Book of Secrets. He's pretty sure this passage contains an important clue. There's just one problem: It's a cryptogram, and it's written in an unknown language!

Can you help him reach the end of his quest? He has already decoded several of the letters. To decode the rest, begin by trying to identify the most common letters - the vowels, beginning with e; then the letters t, n, s, and l.



Answer: Four presidents point the way.

GROUP ACTIVITIES

MONUMENTAL IMPORTANCE



Have an around-the-world adventure as you follow Ben on his quest for clues.

GROUP ACTIVITY

Preparation: This is a game suitable for any number of players. To prepare, divide players into teams. Allow each team 20 minutes to do some online research that will help them develop clues to the identity of the following historic sites and landmarks seen in *National Treasure: Book of Secrets*.

- ▲ Smithsonian Institution
- ▲ Ford's Theatre
- ▲ Lincoln Memorial
- ▲ National Archives
- ▲ Statue of Liberty (Ellis Island)
- ▲ Eiffel Tower
- ▲ Luxembourg Gardens (Jardin du Luxembourg)
- ▲ Buckingham Palace
- ▲ The White House
- ▲ Statue of Liberty
- ▲ University of Virginia
- ▲ Monticello
- ▲ The Channel Tunnel (Chunnel)
- ▲ Library of Congress
- ▲ Mount Rushmore

Note: Refer to Page 4, *Picture This National Treasure* Cards for websites.

Play: In this game, teams compete to solve as many clues as possible to help Ben on his quest for the truth. Flip a coin to determine which team goes first. The winning team gives a clue first. Members of the opposing team have 30 seconds to agree on a response. If the response is incorrect, the team giving the clue scores a point. If the response is correct and the clue is solved, the answering team gives their clue to the opposing team. Only the team giving clues can score points. The first team to score 10 points wins.

Note: Teams should try to make their clues as puzzling as possible to add to the fun.

UNSOLVED MYSTERIES



Who isn't intrigued by a good mystery?

The film *National Treasure: Book of Secrets* addresses two of the most intriguing mysteries in American history—who was really responsible for the Lincoln assassination and what really happened to the Lost Colony of Roanoke?

GROUP ACTIVITY

Here are some questions that keep conspiracy theorists curious about Lincoln's assassination:

- ▲ Was assassination the original goal, or was the original plan to kidnap the president?
- ▲ Why was John Wilkes Booth's diary impounded by Secretary of War Edwin Stanton for two years after Booth's death? And why, after it finally was released, were 18 pages missing?

The list of unanswered questions about Roanoke is even longer:

- ▲ How did the 90 men, 17 women, and 9 children who settled on Roanoke Island in 1587 simply vanish by the time reinforcements arrived in 1590?
- ▲ Were they killed by hostile Native Americans?
- ▲ Were they captured by Spanish troops?
- ▲ Did they move inland and marry into Native American tribes?
- ▲ Or, is there some other, stranger explanation?

Preparation: Divide the participants into two teams. Ask each team to pick one of the two mysteries as the topic for investigation. Each team should conduct its own "investigation" and develop a theory.

Play: Each team takes a turn presenting its theory in a group reading or role-play activity. Then, decide which theory is most plausible.

DISCUSSION ACTIVITIES

MILLENNIUM MONUMENTS



When it comes to landmarks, Ben has seen them all...except yours.

DISCUSSION ACTIVITY

As a group, consider each of the sites listed under "Group Activity" and decide what is most significant about each one. What does it symbolize? What is most meaningful about it? Then, decide what new monument you would build today. What would it represent? What would it look like? Where would it be located?

BENJAMIN'S QUEST



So many mysteries...So little time...

Ben is challenged by a number of mysteries throughout *National Treasure: Book of Secrets*. Does the President's Book really exist, and if so what secrets does it contain? What is the significance of the Resolute Desk? Who is Derek Wilkinson? And, most important, was Thomas Gates really involved in the plot to kill Abraham Lincoln?

Discuss the clues Ben discovers and how he uses them to solve the ultimate mystery surrounding Thomas Gates. Use a world map to track Ben's travels and locate the sites where he uncovered those all-important clues. Now that you know where the sites are located, go online and explore these captivating places through a virtual trip! Find out about the culture (spoken language, cuisine, special traditions, traditional dress), landmarks, climate, etc. Pick your favorite place and host your own adventure. Print out pictures of distinct landmarks or monuments to decorate with, make a traditional dish, wear the traditional dress, and learn some words from their language!

Use this link to help with your research: www.cia.gov/library/publications/the-world-factbook/index.html



ACTION ACTIVITIES

ACTION
ACTIVITYPICTURE THIS
NATIONAL TREASURE

Ben, Abigail, and Riley make a first-rate team. How does your team measure up?

Preparation: This is an activity for any number of people. Divide participants into two teams. You will need pencils and sheets of plain white paper. To prepare, cut out the attached **Picture This National Treasure** Cards, shuffle them, and place them face down on a table.

Play: One player from each team draws a card from the deck. Without showing the card to other members of their team, the two players begin to sketch clues that will lead their team to guess the monument and its location. The first team to guess correctly wins a point. Play continues until all cards have been drawn. The team with the most points wins.

ACTION
ACTIVITY

TREASURE HUNT

Interpret the clues and find the hidden treasures.

Preparation: Divide participants into teams of 2-4 players each. Each team should decide on a "treasure" — a favor or service it will perform, for example — and will describe that treasure on a paper "scroll." Each team should place their scroll in a decorated shoebox or other small container and hide it. Team members should develop a list of at least five history-based clues that will guide searchers to the box. (For example: Where does Lincoln fall on the list of presidents? Take that many steps east of the back door.)

Play: Teams exchange clue lists and begin the search. The first team to discover their treasure wins!

CLASSROOM CONNECTION

CLASSROOM
CONNECTION

HISTORIC RIDDLES

Solve the riddles and help Ben save the day!

Preparation: Make one copy of the attached **Historic Riddles** activity page for each student. This fun and engaging challenge can be adapted for students at all grade levels. All students can solve the clues using the Internet

or reference books as necessary. Younger students might then work in teams to create a timeline that places each site in its proper historical context. Older students might be asked to identify one "most interesting fact" about each site. Follow up with a class discussion where students can share what they have discovered.

Extend the Adventure: Younger students can create posters that celebrate their favorite monuments and memorials. Older students can work in teams to determine what monument they would nominate for a place on the National Mall if Pierre L'Enfant (the French architect and engineer who designed Washington, DC) were designing it today. They can create a design for their monument and write a letter to L'Enfant that argues the merits of their proposal.

CLASSROOM
CONNECTION

NATIONAL TREASURES

The Library of Congress houses millions of treasures from the past and the present.

Break into its vault to help Ben on his quest!

In **National Treasure: Book of Secrets**, Ben must break into a vault at the Library of Congress to get his hands on the secret President's Book. Your students will discover some of the many actual treasures the Library holds as they explore its website (www.loc.gov).

Preparation: Make one copy of the attached **National Treasure Quest** activity page for each student. Provide time for students to work individually (older students) or in small groups (younger students) to visit the Library of Congress website, find the answers to the Quest questions, and decipher the message from Ben Gates. If your students are not experienced in online search techniques, spend a few minutes talking about tips for navigating the site (e.g., how to use the "search" feature) before they begin.

Extend the Adventure: Have students create a news article that focuses on one of the items or topics addressed in the questions on the activity sheet. The article should be written as if the student were actually present at that time in history, and should include historic details and reference other events of the era. Encourage students to add illustrations or photographs depicting this time in history.




WALT DISNEY
PICTURES PRESENTS


NATIONAL TREASURE

BOOK OF SECRETS

In their search for hidden history and treasures, Ben and his friends explore historical sites and landmarks all over the world! Use the following websites to find out more about Ben's adventures and the places he visits during his quest in **National Treasure: Book of Secrets!**



Smithsonian Institution
www.si.edu



Buckingham Palace
www.tourist-information-uk.com/buckingham-palace.htm



Ford's Theatre
www.fordstheatre.org



The Channel Tunnel (Chunnel)
www.raileurope.com/us/rail/eurostar/channel_tunnel.htm




Lincoln Memorial
www.nps.gov/nr/travel/wash/dc71.htm




The White House
www.whitehouse.gov




National Archives
www.archives.gov



University of Virginia
www.virginia.edu



Statue of Liberty (Ellis Island)
www.nps.gov/stli/



Monticello
www.monticello.org



Eiffel Tower
www.tour-eiffel.fr/teiffel/uk/



Library of Congress
www.loc.gov



Luxembourg Gardens (Jardin du Luxembourg)
www.monument-paris.com/jardin-du-luxembourg.htm



Mount Rushmore
www.nps.gov/moru/



Statue of Liberty (Jardin du Luxembourg)
www.theculturedtraveler.com/archives/DEC2004/Jardin_Luxembourg.htm



The World Factbook
www.cia.gov/library/publications/the-world-factbook/index.html

EXHIBITOR GROUP SALES CONTACT INFORMATION

USA

	CIRCUIT	GROUP SALES #	WEBSITE/ EMAIL	NOTES
1	AMC	1800-AMC-4TIX	groupsales@amctheatres.com	Full buy outs are available but discounted tickets are never offered. Patrons should contact their local theatre directly.
2	Carmike	1-800-335-3413	www.carmikecinemas.com	
3	Cinemark	n/a	www.cinemark.com – click on Gifts & Discounts, then choose Group Discounts.	For private events, patrons should call NCM at 866-633-8232; otherwise group incentives only apply to groups over 50 people
4	Clearview	n/a	www.clearviewcinemas.com	Contact local theatre for Group Sales
5	Consolidated	n/a		Contact local theatre for Group Sales
6	Dickinson	913.814.0554	n/a	Please ask for Amie Cason
7	Goodrich	765-479-2789	dlavengood@ggti.com	Contact local theatre for Group Sales
8	Harkins	480-627-7777		Can call the number and ask for group sales; otherwise the best way is to contact their local theatre
9	Hollywood	1-800-972-8399		
10	Kerasotes	1877-203-2000 ext 336	cmalo@kerasotes.com	All Group Sales inquiries should be directed to Clair Malo
11	Loeks	1-866-298-4629		
10	Malco	901.761.3480		All Group Sales inquiries should be routed through the Home Office to Karen Scott
11	Marcus	n/a	n/a	For groups sales, patrons should contact their local theatre
12	Muvico	1800-294-6585	questions@muvico.com	Contact local theatre for Group Sales
13	National Amusements	1866 581 9138 x 301	bcallaghan@national-amusements.com	
14	Pacific		www.pacifictheatres.com	Does not apply to ArcLight
15	Rave	866-878-7068	groupsales@ravemotionpictures.com	
16	Regal	1-800-792-8244	www.REGmovies.com gsales@regalcinemas.com	
17	Starplex	214-271-4117	thoey@starplexcinemas.com	All group sales inquiries should be directed to Traci Hoey

CANADA

	CIRCUIT	GROUP SALES #	WEBSITE/ EMAIL	NOTES
1	Cineplex	website. Group Sales Coordinator: 1-800-	Cineplex.com ; groupsales@cineplex.com ; corporatesales@cineplex.com	Minimum of 20 guests. No groups on Friday after 6pm to Sunday 11pm.
2	Empire	Corporate Sales: 1-888	EmpireTheatres.com	Contact an Empire Theatre directly to discuss group, birthday or theatre rental programs
3	Landmark		LandmarkCinemas.com	Group admission tickets are available in Adult, Youth, and Child/Senior denominations at a discounted price of 20% off of regular box office admission prices. They are available at any Landmark Cinemas of Canada location during regular box office hours or by contacting the theatre directly for information regarding purchase during non-operating hours. Minimum purchase of 50 tickets (regardless of denomination) required.