




Disney  HAND
Reading Together

Activities to do in your Reading Zone



Reading Zone


Welcome to the DisneyHand Reading Zone

The DisneyHand Reading Together program believes that reading should be fun and engaging, and what could be more fun than having your very own special place to read? The DisneyHand Reading Zone is a place where imaginations can explode with new and creative ideas. First, use the poster, mobile and special tape included in this kit to mark off and decorate a Reading Zone in a library, classroom or at home. Add comfy pillows or whatever you think will make it a great reading spot. Then try the activities in this booklet, which are designed to take readers in new directions and beyond their usual boundaries. The DisneyHand Reading Zone kit also includes bookmarks for parents and kids with lots of ideas about how to have fun reading together. We believe that “reading is a blast” and hope you will think so, too!


Just imagine...



Get into the Story!



Have you ever wondered what it would be like to be transported to a different time or place? Maybe to the very place where a special story is happening?



Dress up like your favorite storybook character and live that character's life for an hour, an afternoon, or even all day!

It doesn't matter if your favorite character is an astronaut, an animal, a princess or a pirate! You can still pretend to be that character and put yourself "in the story." For instance, if your favorite character lived in colonial times, you might not use electricity, or you might pretend that you attend school in a one-room schoolhouse or eat only food the colonists would have eaten. If your favorite character lives in the future, maybe you can turn your Reading Zone into a time machine and take a trip to the year 2103—what might you wear or eat? What games would you play? Be creative and have fun!

On the back of this page is a special form you can fill out and post in your DisneyHand Reading Zone to explain to other people why you might be acting a little strangely...

Identity Switch

Today I'm not _____ (your name),

I'm really _____ (your character's name)!

Because I'm _____ (your character's name),
some things about me are different, like:

Here's what has been happening in the world of my story today:





Be a Star!

Have you ever wanted to be in a play and act out a story for a real audience? Have you ever wanted to write a play that you could share with family and friends? Well, this is your lucky day! Whether or not you have performed in or written a play before, here is your chance to bring one of your favorite books to life.



Act out your favorite story

for an audience. Choose a book or short story, get together some of your friends and divide up the roles, then put on the play for your friends, family, class or teacher.

On the back of this page you'll find a sheet that you can fill in with all the information about your play. You can copy it and use it as a program to hand to members of your audience, or you could use it as a poster advertising the play before you perform it.

Add information or pictures that will help get people interested in your play, and don't forget to add the names of everyone who helps get your production off the ground!

Be sure to think about...

- **costumes** for your play
- **scenery** (the way you show people where your play is taking place)
- **what you want your characters to say**
You could write a script for the play, or just read from parts of the book. Have fun, and remember

...you're a star!



Join us for a
DisneyHand Reading Zone
Production...

PRESENTING

Title: _____

Directed By: _____

Written By: _____

Starring: _____

Time: _____

Place: _____





Make It Your Own!

Have you ever wished...

Have you ever finished a book and wished that you could find out what happened to the characters a year later, or ten years later, or even twenty years later?

An “epilogue” is something a writer adds to the end of the story, explaining what happened to the characters after the story finished.

Write your own epilogue
for your favorite book.
Imagine what the characters
might be doing a year or more
after the story ended.

On the back of this page
you’ll find some questions to think
about as you write the epilogue.
You don’t have to answer
these questions. They’re just
to get you started...

**Let your
imagination
run wild!**



For example, an epilogue for “The Three Little Pigs” might be, “After their scary experience with the wolf, the three little pigs decided to all move in together. They had so much fun living together that they decided to start a business, too, and they opened a restaurant where the first pig played music, the second pig danced for the customers, and the third pig did all the cooking.”

Write your own epilogue!

Book Title:

Your Name:

Think about some of these questions as you write your epilogue...

- Q: Would any characters have finished school by now or started a new job?
- Q: Would any characters be married or having children?
- Q: Would any characters have moved to a different part of the country or to a different country altogether?
- Q: Were there any mysteries left unsolved at the end of the book that might be solved by now?
- Q: Were there any characters you wish you'd heard more about? What could the rest of their "story" be?
- Q: What might have happened to the characters that you would never expect?



☐ **Our Favorite Books Poll**

☐ What's the title of your favorite book?

☐ _____

☐ What is the author's name?

☐ _____

☐ Why is it your favorite book?

☐ _____

☐ _____

☐ _____

☐ _____

☐ _____

☐ _____

☐ How old were you when you first read it?

☐ _____

☐ How many times have you read it?

☐ _____

☐ Is there one character that you especially like?

☐ _____

☐ _____

☐ Who do you think would like this book?

☐ _____

☐ _____

Our Favorite Books!

Have you ever found yourself

reading the same book more than once?

Almost everyone you know has a favorite

book, and it's fun to hear what they are. Does

your mother like mysteries? Does your father

like books about famous people? What's your

neighbor's favorite book? Well, now's the time

to find out!

**Poll your family, friends
or neighbors** to find out what
their favorite books are.

You can post the results in your DisneyHand

Reading Zone, or you might put the answers

together in an "Our Favorite Books" folder

that can help anyone looking for a great new

book to read.

On the left, you'll find a series of questions to

ask someone about their favorite book. Copy

the sheet and keep it with you so that you

can write down the answers. Ask your

friends, your teacher, your librarian or anyone

else you want to ask...you never know whose

favorite book might turn out to be one

of your favorites, too!



Make a Collage!

Have you ever been inspired

by a book? A book can often inspire you to express yourself, not just in words, but in other creative and artistic ways. Why not try making a collage to express how you feel about the book you're reading, or to describe what is happening in the book? You can hang the collage in your Disneyhand Reading Zone or use it as the cover of a journal where you list and write about the books you've read.

Cut out pictures or words from magazines, newspapers or catalogs and paste them on a piece of paper — you can use the “official” sheet provided or a different piece of paper if you want one that is larger, smaller or a different color. Use the pictures or words you have cut out to describe the plot of the book, to represent characters from the book, or to show how you feel about the book.

For instance, if the main character is going on an adventure, you might make a collage using pictures of places the character traveled, adventure gear and other traveling items. You don't need to use only things you cut out; you could also use symbols and incorporate drawings, stickers or rubber stamps.

Title

**Your
Name**



Worldwide Outreach for The Walt Disney Company

www.DisneyHand.com



www.FirstBook.org