

Disney PLANES FIRE & RESCUE



MEMORY GAME

Have an adult help you cut out the cards along the dashed lines. Do not cut along solid red lines. After all the cards are cut out, fold along the solid red lines and secure with tape or non-toxic glue.




ON BLU-RAY™ & DIGITAL HD NOVEMBER 4

Disney PLANES FIRE & RESCUE




MEMORY GAME

Have an adult help you cut out the cards along the dashed lines. Do not cut along solid red lines. After all the cards are cut out, fold along the solid red lines and secure with tape or non-toxic glue.



To Play: Place the cards character side down and mix them up. Turn over two cards at a time to see if they match. If they don't, turn the cards face down again. Take turns turning over cards using your memory to recall where a matching card may be found. The person who matches the most pairs wins!



ON BLU-RAY™ & DIGITAL HD NOVEMBER 4

Disney PLANES FIRE & RESCUE



MEMORY GAME

Have an adult help you cut out the cards along the dashed lines. Do not cut along solid red lines. After all the cards are cut out, fold along the solid red lines and secure with tape or non-toxic glue.



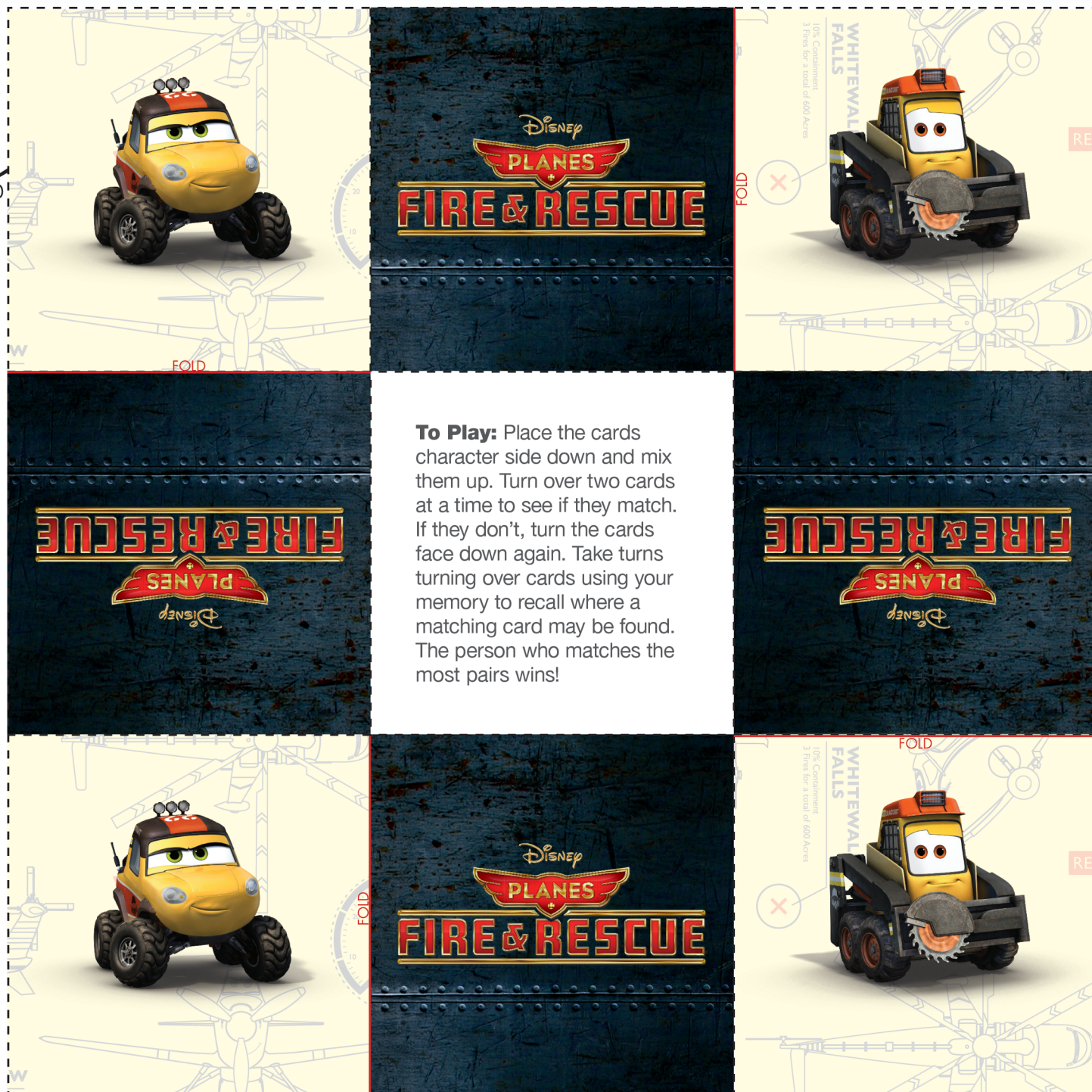
ON BLU-RAY™ & DIGITAL HD NOVEMBER 4

Disney PLANES FIRE & RESCUE



MEMORY GAME

Have an adult help you cut out the cards along the dashed lines. Do not cut along solid red lines. After all the cards are cut out, fold along the solid red lines and secure with tape or non-toxic glue.



ON BLU-RAY™ & DIGITAL HD NOVEMBER 4

Disney PLANES FIRE & RESCUE



MEMORY GAME

Have an adult help you cut out the cards along the dashed lines. Do not cut along solid red lines. After all the cards are cut out, fold along the solid red lines and secure with tape or non-toxic glue.



ON BLU-RAY™ & DIGITAL HD NOVEMBER 4