

Disney PLANES FIRE & RESCUE



CHARACTER MOBILE & PUPPET CRAFT

Choose Your Mission!

Watch the PLANES: FIRE & RESCUE team take flight in your bedroom by creating your very own In-flight MOBILE!

or

Recreate your favorite scenes from PLANES: FIRE & RESCUE by crafting your very own RESCUE PUPPETS!

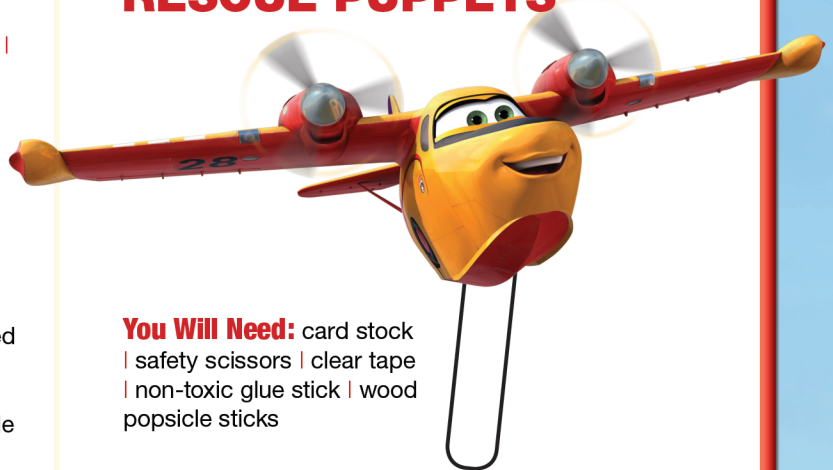
IN-FLIGHT MOBILE!

You Will Need: 2 wire hangers | thin string | card stock | safety scissors | clear tape | non-toxic glue stick

FIRE & RESCUE Mobile Directions:

1. **Print** the following 6 pages on thick paper, then fold along the ___fold___ lines indicated between each mirrored image. While folded, cut out the image along the scissor cut line.
2. **Glue** the mirrored sides together.
3. **Punch** a small hole in the top middle of each Two-sided image using a hole punch. (For added support, you may want to add tape to the area before punching the hole.) Tie a 12" (or 30cm) length of string to the top hole of each mobile piece and set aside.
4. **Twist** the two wire hangers together like the picture shows. Hold your two hangers together firmly by their hooked tops and twist one hanger body around 90 degrees to create an X at the bottom. Connect the two hangers together by tying string firmly around the base of the hooked necks and at the X crossing at the bottom.
5. **Attach** your Two-sided character cutouts and PLANES: FIRE & RESCUE title to your mobile hanger by tying them to different points on the wire like the picture shows. Be sure to hang each character at different lengths so they don't crash into each other. Trim off the extra string once your characters are tied into position.
6. **Hang it up!** Find a good place in the corner of your room to display your new PLANES: FIRE & RESCUE Mobile!

RESCUE PUPPETS



You Will Need: card stock | safety scissors | clear tape | non-toxic glue stick | wood popsicle sticks

FIRE & RESCUE Stick Puppet Directions:

1. **Print** the following 6 pages on thick paper.
2. **Fold** along the ___fold___ lines indicated between each mirrored image then—while folded—cut out the image along the scissor cut line.
3. **Apply** glue to the back of the mirrored image cutout, making sure NOT to stick the images together yet!
4. **Position** popsicle sticks 1" (2.5cm) up the bottom middle of each character cutout like the picture shows. Close Two-sided image over the stick.
5. **Play time!** Recreate your favorite scenes from PLANES: FIRE & RESCUE using your new character stick puppets!

ON BLU-RAY™ & DIGITAL HD NOVEMBER 4

Disney
PLANES
FIRE & RESCUE

CHARACTER MOBILE CRAFT DIRECTIONS




FIRE & RESCUE Mobile Directions:

1. **Print** the following 6 pages on thick paper, then fold along the ___fold___ lines indicated between each mirrored image. While folded, cut out the image along the scissor cut line.
2. **Glue** the mirrored sides together.
3. **Punch** a small hole in the top middle of each Two-sided image using a hole punch. (For added support, you may want to add tape to the area before punching the hole.) Tie a 12" (or 30cm) length of string to the top hole of each mobile piece and set aside.
4. **Twist** the two wire hangers together like the picture shows. Hold your two hangers together firmly by their hooked tops and twist one hanger body around 90 degrees to create an X at the bottom. Connect the two hangers together by tying string firmly around the base of the hooked necks and at the X crossing at the bottom.
5. **Attach** your Two-sided character cutouts and PLANES: FIRE & RESCUE title to your mobile hanger by tying them to different points on the wire like the picture shows. Be sure to hang each character at different lengths so they don't crash into each other. Trim off the extra string once your characters are tied into position.
6. **Hang it up!** Find a good place in the corner of your room to display your new PLANES: FIRE & RESCUE Mobile!

ON BLU-RAY™ & DIGITAL HD NOVEMBER 4

Disney
PLANES
FIRE & RESCUE

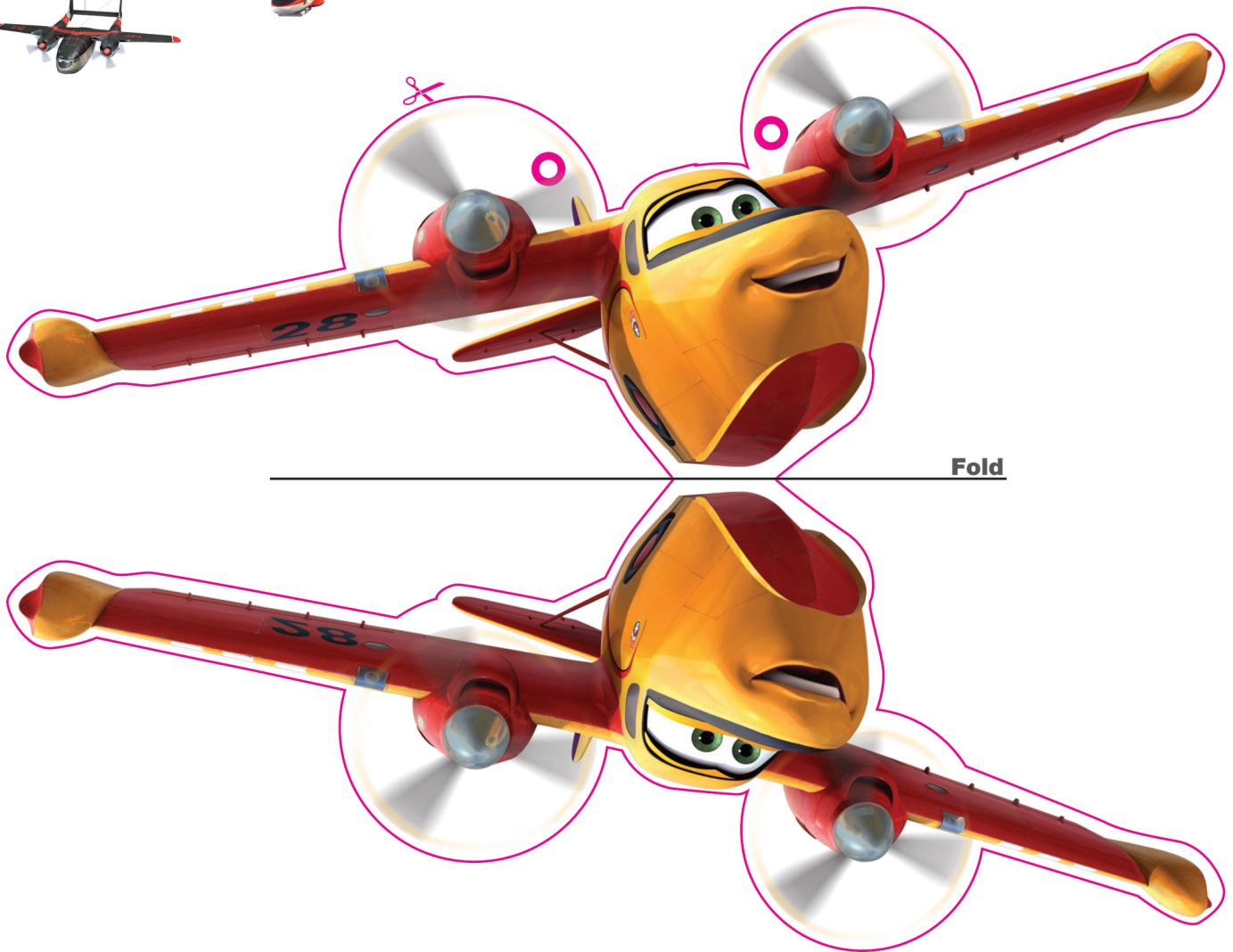
CHARACTER MOBILE CRAFT & PUPPET CRAFT



ON BLU-RAY™ & DIGITAL HD NOVEMBER 4

Disney
PLANES
FIRE & RESCUE

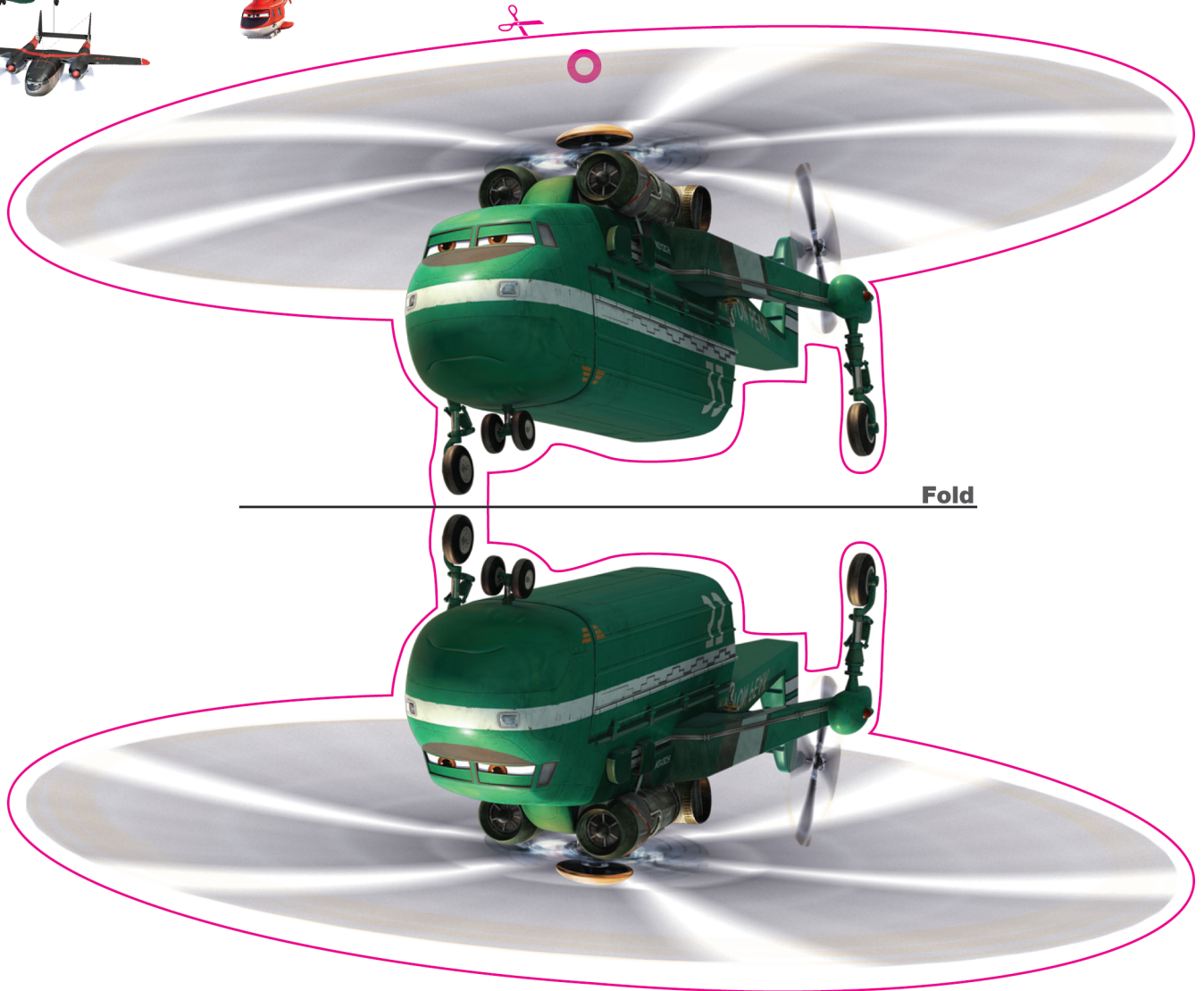
CHARACTER MOBILE CRAFT & PUPPET CRAFT



ON BLU-RAY™ & DIGITAL HD NOVEMBER 4

Disney
PLANES
FIRE & RESCUE

CHARACTER MOBILE CRAFT & PUPPET CRAFT



ON BLU-RAY™ & DIGITAL HD NOVEMBER 4

Disney
PLANES
FIRE & RESCUE

CHARACTER MOBILE CRAFT & PUPPET CRAFT



ON BLU-RAY™ & DIGITAL HD NOVEMBER 4

Disney
PLANES
FIRE & RESCUE

CHARACTER MOBILE CRAFT & PUPPET CRAFT



ON BLU-RAY™ & DIGITAL HD NOVEMBER 4

Disney
PLANES
FIRE & RESCUE

CHARACTER MOBILE CRAFT & PUPPET CRAFT



ON BLU-RAY™ & DIGITAL HD NOVEMBER 4