


Disney · PIXAR
**MONSTERS
UNIVERSITY**


PUMPKIN CARVING!

The scariest house on the block!




YOU WILL NEED:

- ★ Non-Toxic Green Paint
- ★ Black Marker
- ★ Spoon
- ★ Scissors
- ★ Tape
- ★ Knife



Have an adult help you cut out stencil



Secure with tape and outline with marker



Carefully scrape away along template. Tape arms to sides.

How to make you Mike Wazowski Monster Lantern

Have an adult help you with this activity!

Step 1:

Paint your pumpkin green like Mike! Let dry.

Step 2:

Make a lid for your pumpkin. Cut a circle or a hexagon at least 5 inches in diameter around the pumpkin's stem. Make sure to cut out the lid at an angle (so that the outside edge is larger than the inside) to keep it from slipping inside.

Step 3:

When the lid is free, scrape the inside of the pumpkin and the lid clean of seeds and pulp with a large metal spoon.

Step 4:

Print out the following pages which include the pumpkin carving template and the arm template. Ask an adult to help you cut out each template along the dashed lines. Put the arms aside for later.

Step 5:

Tape your carving template to the pumpkin. Trace around the inside edge with your marker. Remove the stencil and tape.

Step 6:

Ask an adult to help you use pumpkin carving tools to scrape away and remove the outermost skin of the pumpkin within the outline of the shape.

Step 7:

Fold the arm template in half and tape both sides together. Then tape each arm to the opposite sides of your pumpkin in the upward direction.

Step 8:

Place an LED candlelight inside your pumpkin, put on the lid, turn out the lights and enjoy the spooky glow of your Mike Wazowski Monster Lantern.



**ON DIGITAL HD - OCTOBER 8TH
AND BLU-RAY COMBO PACK
OCTOBER 29TH**




Disney · PIXAR

MONSTERS UNIVERSITY

Mike Wazowski Pumpkin Carving Template

Have an adult help you cut out this template. Do not cut to the outside edge of your paper. Tape the paper to your pumpkin and trace onto the pumpkin.



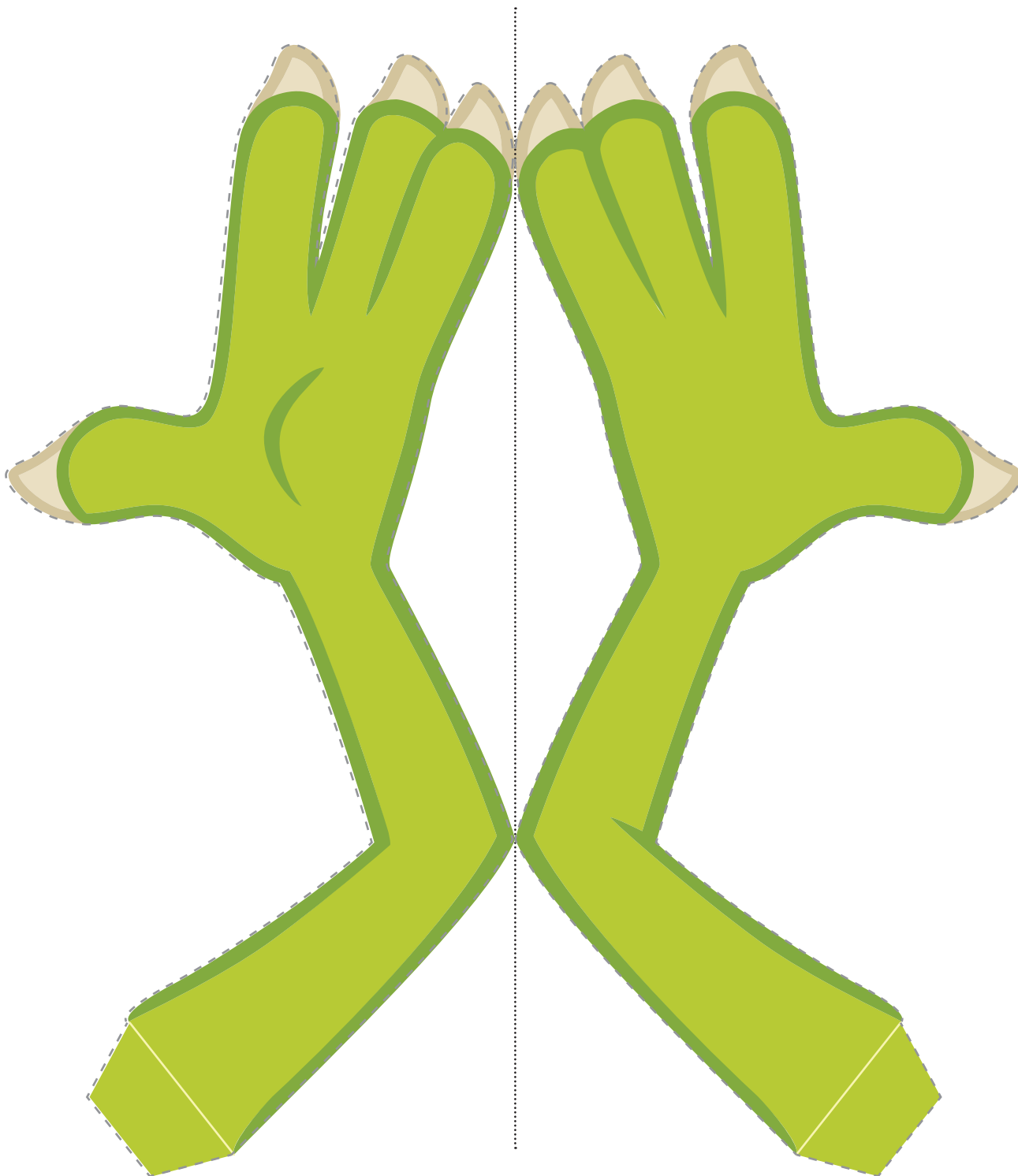
**ON DIGITAL HD - OCTOBER 8TH AND BLU-RAY COMBO PACK
OCTOBER 29TH**

Disney · PIXAR

MONSTERS UNIVERSITY

Mike Wazowski Arm Template

Print and fold this page on the dotted line. Have an adult help you cut this arm template along the dashed lines.



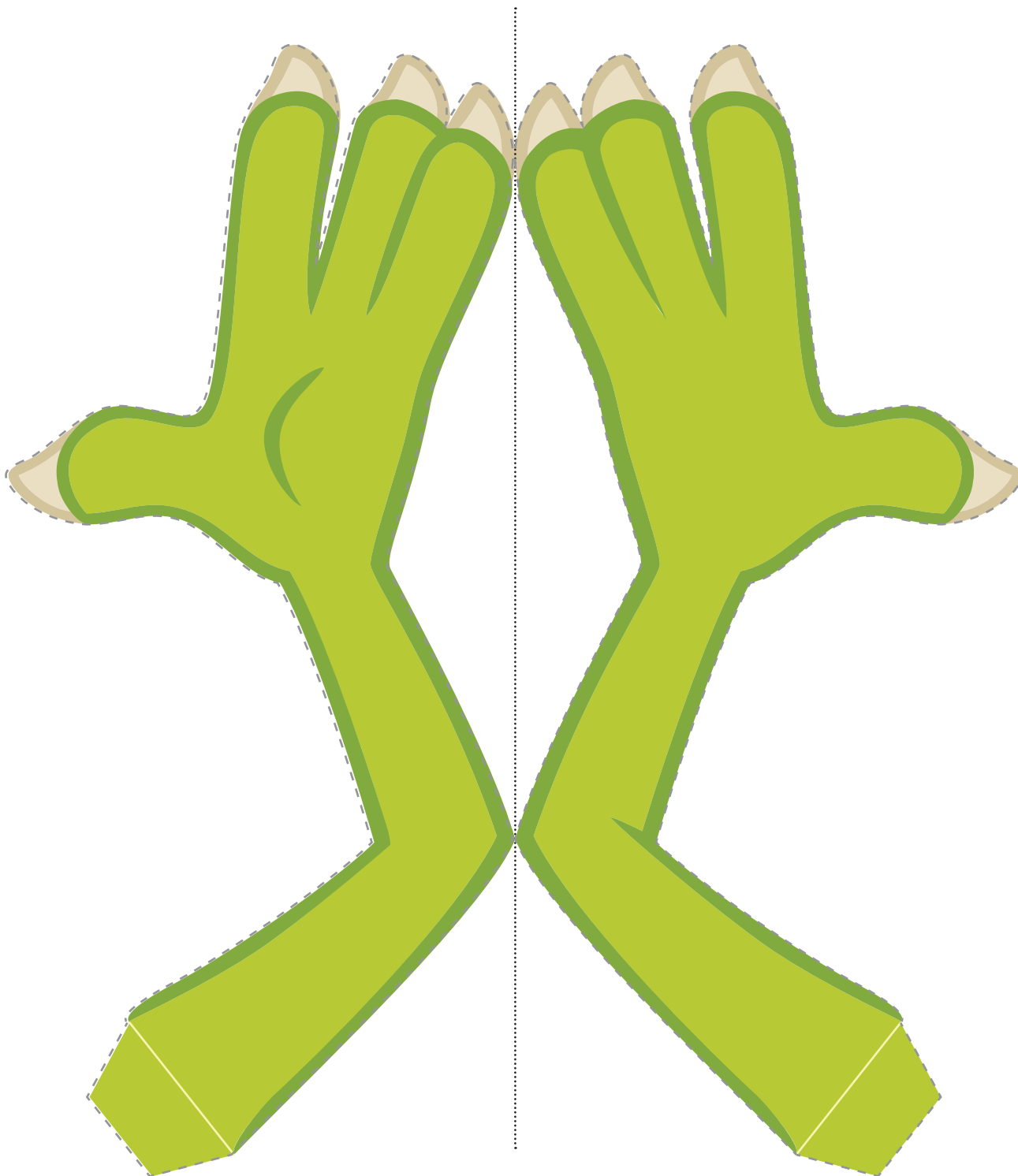
**ON DIGITAL HD - OCTOBER 8TH AND BLU-RAY COMBO PACK
OCTOBER 29TH**

Disney · PIXAR

MONSTERS UNIVERSITY

Mike Wazowski Arm Template

Print and fold this page on the dotted line. Have an adult help you cut this arm template along the dashed lines.



**ON DIGITAL HD - OCTOBER 8TH AND BLU-RAY COMBO PACK
OCTOBER 29TH**