

# JAKE

AND THE

# NEVER LAND PIRATES



## Activity Kit

Disney  
Junior



## SPOT THE DIFFERENCES

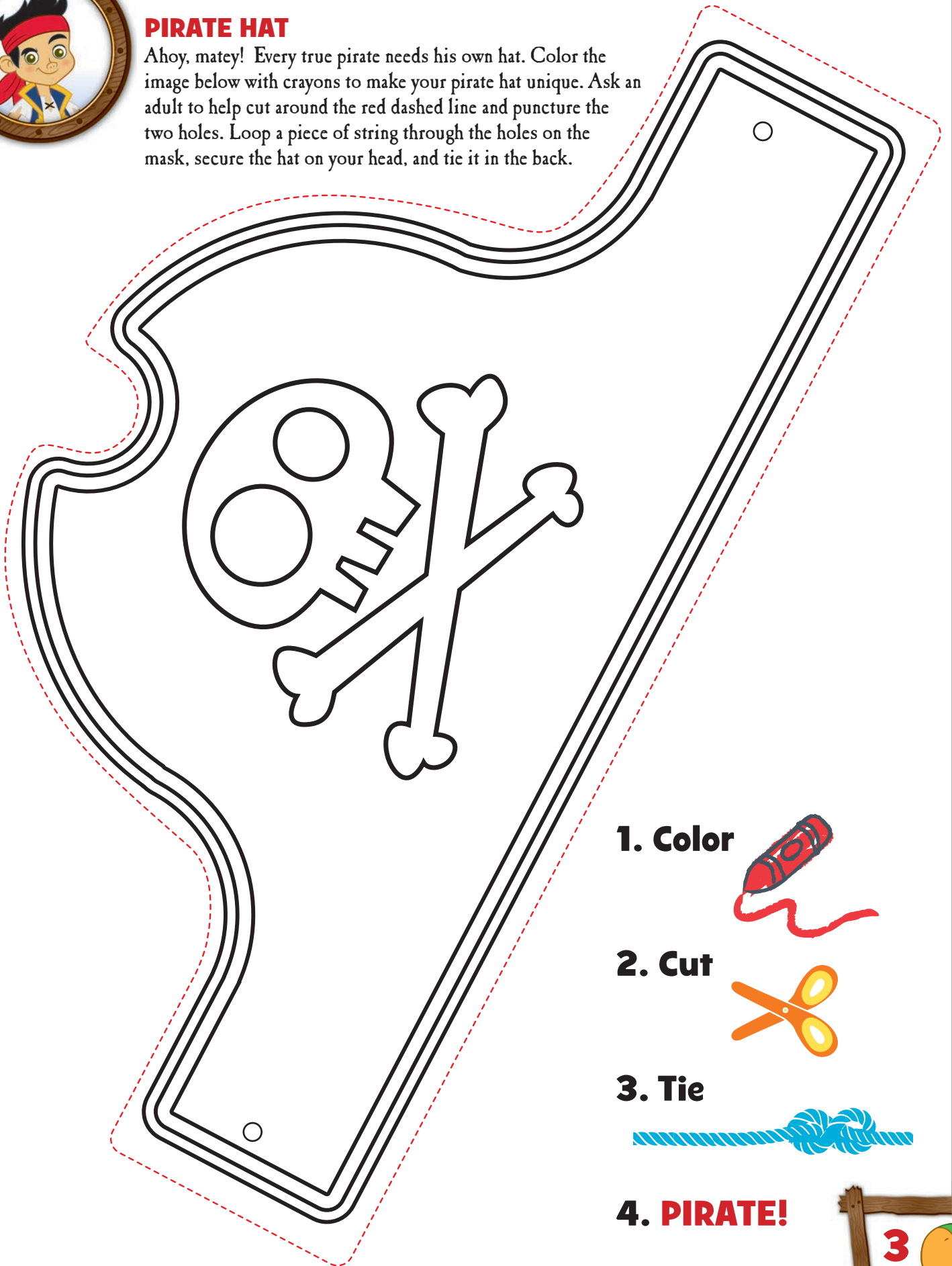
There's something amiss in Never Land! Take a look at the two pictures below. There are 5 differences between them. Can you find them all? Place a circle around each one. Answers are found on page 9.





## PIRATE HAT

Ahoy, matey! Every true pirate needs his own hat. Color the image below with crayons to make your pirate hat unique. Ask an adult to help cut around the red dashed line and puncture the two holes. Loop a piece of string through the holes on the mask, secure the hat on your head, and tie it in the back.



**1. Color**



**2. Cut**



**3. Tie**



**4. PIRATE!**





## COLOR ME TIMBERS!

Grab some crayons or markers and color in the scene below. What do you see?  
Write a story about the picture on the lines at the bottom.



---

---

---

---

---

---



## TREASURE STACKS

Jake and the gang found stacks of doubloons on the beach! Can you put the stacks of coins in order from the tallest to the shortest? Write your numbers in the circles. Answers are found on page 9.





## MATCH 'EM UP, MATEY

Check out the images on the page below. Draw a line from each image to the word that describes that image. Answers are found on page 9.



Map

Coconuts



Sword

Treasure Chest

Skully



Jake

Captain Hook

Spyglass

Seashells

Monkey





## SUNFLOWER STREAM HOP

Jake and the gang need to get from one side of Sunflower Stream to the other. They are planning on hopping across, but they need to make sure they only hop on sunflowers. Take a look at the grid below. Can you find the path of sunflowers that will get them safely across? Answers are found on page 9.



FINISH!





## PIRATE PUZZLE

Ask an adult to help cut out the image below, following the red dashed lines. Mix up all the pieces of the puzzle. Can you put the image back together again?





# ANSWER KEY

Page 2

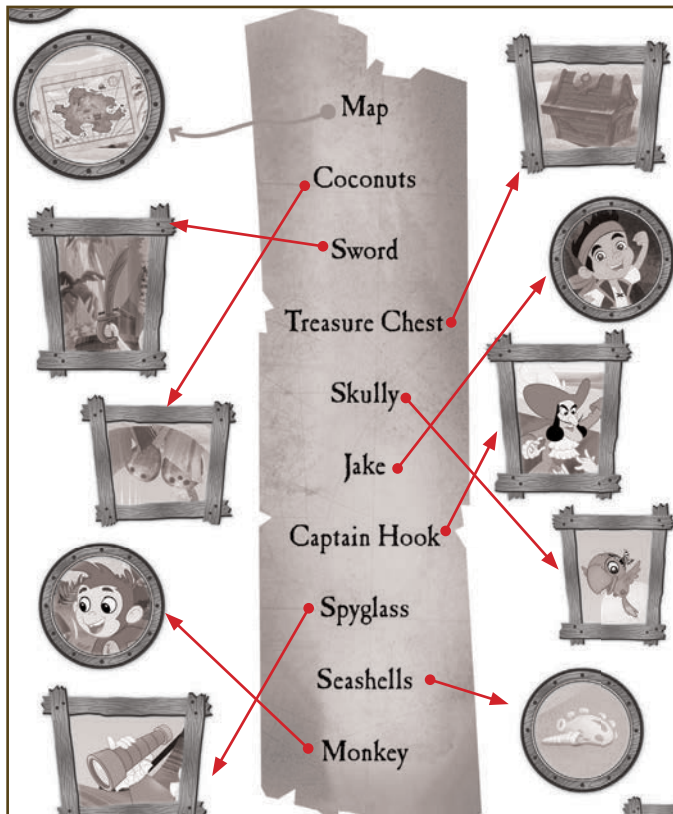


1. Smee's shirt pattern
2. Captain Hook's feathers
3. Jake's boots
4. Skully's direction
5. An extra pea


Page 5



Page 6



Page 7





## BE A PART OF THE YO HO, LET'S GO! ACTIVITIES.

Cut and color Jake and take pictures with him everywhere you go! Cutting is intended for grown-ups only.





1. Print out using heavy paper or cardstock and color-in.
2. Cut around the character (grown-ups only).
3. Optional: Glue a craft stick behind the cut out character
4. Take your picture!
5. For a limited time\*, upload your photo at:  
**DISNEYJUNIOR.COM/PAL**  
for a chance to be featured on TV or online!

\*Promotional period ends August 24th, 2012. Visit **DISNEYJUNIOR.COM** for more information and future opportunities!

# Set Sail for More Adventures

with books based on the hit series!

## JAKE AND THE NEVER LAND PIRATES



Disney  
Junior

Disney PRESS

© Disney

AVAILABLE WHEREVER BOOKS ARE SOLD